

DOUBLE HUNG | PICTURE | SLIDER | CASEMENT | AWNING

*Designed for the Classic American Home*

---

## Design Features

- Exclusive InsulKor™ polyurethane fiberglass-enriched sash reinforcement for superior thermal and structural performance
- Low-E Glass with Argon Gas yields outstanding thermal efficiency
- Industry leading air infiltration performance
- 3/4" constant force coil balance system permits easy, quiet sash movement
- Dual low profile, positive-action cam locks enhances security. (Two locks are standard on any window 27-1/4" and wider)
- DP 60 rating (window size tested 36" x 74")
- 4-1/4" frame thickness enhances appearance as well as structural integrity
- External accessory groove accommodates nail fin option
- Full interlocking lock and meeting rail
- Beveled mainframe provides aesthetic appeal
- Full vinyl sash dam on sill and high performance weather stripping protect against air infiltration
- Sloped sill further protects against wind and water infiltration
- All-Welded Construction: All corners of sash and frame are fusion-welded for structural stability, added protection against air infiltration and an elegant appearance
- Integrated slim-line lift rail looks sleek and attractive and lets you raise and lower windows with ease
- Two push button night latches let you easily position sash for room ventilation
- Full screen comes standard\*
- Flush profile tilt latches for sleek sight line improvement
- Rolled-edge sashes provide aesthetic interior appearance
- Rubber sash seal ensures further protection against wind and water penetration
- Jamb depth is 3.25"
- **LIFETIME Glass Breakage Warranty**

## Custom Options & Upgrades

- Ultra Low-E Glass with Argon Gas
- WOCD (factory applied)
- Nail fin accessory for use in remodeling or new construction applications
- 5/8" or 1" contoured, 5/8" or 3/4" flat, 5/8" contoured valance grids\*\*
- 1-1/8" simulated divided lite (SDL) grid
- Obscure or double strength glass
- Factory mulling of twins and triples
- 4-9/16" & 6-9/16" Wood Jamb Extenders (only available if ordered with optional nail fin)

\*Screens are not meant to restrain a child from falling through an open window.

\*\*Grid offering limited to 5/8" contoured or SDL on exterior painted windows.

*American Classic offers beautiful, high-performance, eco-friendly windows that you can be proud to make a part of your home.*





DOUBLE HUNG

### American Classic Standard Features for Double Hung & Sliders

- 1 Triple-pane, R-5 compliant glass with your choice of Low-E Glass with Argon Gas
- 2 Super Spacer® sealant system
- 3 InsulKor™ multi-cavity foam-filled frame injections



### InsulKor™ *Technology*

InsulKor™ technology is a system of sash and frame enhancements that dramatically improves the performance of the **American Classic** double hung window. Our exclusive InsulKor fiberglass-enriched polyurethane sash reinforcement yields better energy efficiency while maintaining the structural integrity of traditional metal reinforcement.

InsulKor foam injections add thermal-enhancing insulation in specific hollows of the frame. The combination of foam-filled and dead air chambers optimizes each window's thermal properties for exceptional R-values.

Combined with our R-5 rated, triple-pane glazing system, these InsulKor enhancements help make **American Classic** one of the most energy efficient, strongest window systems available today.



The American Classic Picture Window combines meticulous craftsmanship with the strength and maintenance-free beauty of rigid vinyl construction to deliver exceptional value and lasting durability. Fusion welded, multi-chamber frame designs combined with our warm edge spacer system and optional low-e glass coatings to deliver valuable year-round energy savings.

PICTURE

## *Picture & Slider Windows*


Sliding windows provide the deluxe features of double hung windows in practical, horizontal 2- and 3-Lite configurations. Tandem rollers slide easily in a friction-free glide channel. The solid vinyl frames glide smoothly, and removable sashes mean easy cleaning.



2-LITE



3-LITE





SLIDER



## CASEMENT



## *Casement & Awning Windows*



## AWNING

Casement window styles range from single-vent to 5-Lite combinations of fixed and operating units and open a full 90 degrees, making it easy to clean the entire window surface from inside. Standard full screens come on all casement vents, mounted on the inside. Optional light or dark oak interior wood, bronze exterior laminates and 8 painted colors are also available on white windows only.

Awning windows are simple to crank, control fresh air flow and open to the outside, keeping the indoors dry, even in rain. Each window comes with concealed hinges and operating hardware that ensure a smooth, clean look.

The construction of both windows includes a beveled frame that encloses insulated glass. Standard full screens come mounted on the inside of all units. A fusion-welded frame and sash ensure greater strength and longer wear, while sealed corners keep air and water out.

*Casement and Awning windows are also available with Low-E Argon standard, triple pane is not available.*

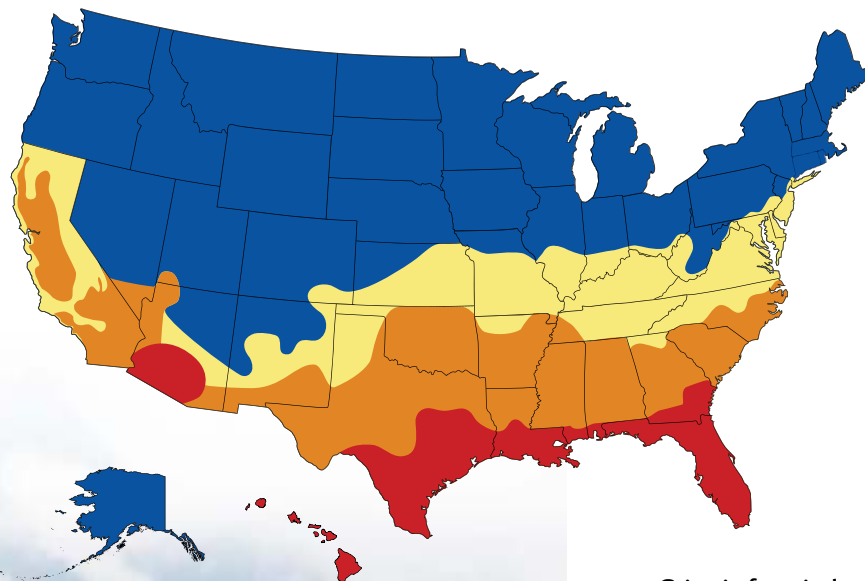


# Energy Savings

American Classic Premium Vinyl Windows are engineered with state-of-the-art glass technology to give you outstanding thermal efficiency. With a full range of glass options and special insulated spacers, we have a glass package to fit any climate need or budget.



American Classic Premium Vinyl windows has Energy Star® packages specifically engineered for each region of the country.



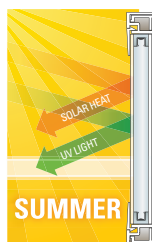
Energy Star  
Climate Zone Map

- Northern Climate Zone
- North/Central Climate Zone
- South/Central Climate Zone
- Southern Climate Zone


## Criteria for windows

Climate Zone	U-Factor	SHGC	Prescriptive Equivalent Energy Performance
Northern:	$\leq 0.27$ $= 0.28$ $= 0.29$ $= 0.30$	Any $\geq 0.32$ $\geq 0.37$ $\geq 0.42$	
North/Central:	$\leq 0.30$	$\leq 0.40$	
South/Central:	$\leq 0.30$	$\leq 0.25$	
Southern:	$\leq 0.40$	$\leq 0.25$	
Air Leakage Rating:		$\leq 0.3 \text{ crm/ft}^2$	

## How Low-E Glass Helps In The Home



In the summer, Low-E glass reduces heat gain from the sun to help keep homes cooler.



In the winter, Low-E glass lets the warm, solar rays in while blocking the heat in the home from getting out.





## Beautiful Options

Add extra elegance to your windows with classic & darker colors and stylish grid designs.


### COLOR OPTIONS\*

#### WHITE



STANDARD

#### ALMOND



OPTIONAL

### LAMINATES\*

#### LIGHT OAK



#### DARK OAK



#### CHERRY



### PAINTED COLORS\*

#### HUNTER GREEN\*\*



#### DARK CHOCOLATE\*\*



#### TERRATONE\*\*



#### CLAY\*\*



#### BLACK\*\*



#### BRICK RED\*\*



#### GRAY\*\*



#### BRONZE\*\*



#### TAN\*\*




### GRID OPTIONS

#### 5/8" or 3/4" FLAT GRID



#### 5/8" or 1" CONTOURED GRID



#### 1-1/8" SIMULATED DIVIDED LITE



### HARDWARE COLOR OPTIONS\*

#### WHITE



#### ALMOND



#### DARK CHOCOLATE



#### CHERRY



#### BRASS



#### BRUSHED NICKEL



Manufacturer reserves the right to substitute components as necessary.

\*Colors are mechanically reproduced. For color accuracy, please see actual product sample.

\*\*Grid offering limited to 5/8" contoured or SDL on exterior painted windows.

